

**Accountability Rating: B**

**Distinction Designations:**  
Academic Achievement in Mathematics  
Postsecondary Readiness



**Board Approval Date:** October 21, 2022  
**Public Presentation Date:** September 16, 2022

KFGC"Rwdnke"Uejqqnu"rtgrctg"uvwfgpvu"htq o "wpfgtugtugf"eq o o wpkvkgu"hqt"uweeguu"kp"eqmgig"cpf"ekvk|gpujkr0

To ensure students reach their potential, IDEA Public Schools will become the region's largest creator of college graduates.

Qwt"ftkxg"vq"vtcpuncvg"qwt" o kuukqp"cpf""xkukqp"kpq"tgcnkv{"ctg"dcugf"wrqp"vjg"hqnnqy"kp i"eqtg"xcnwguc

- Yg"cejkgxg"**Cec fgo ke**"Gzegmgpeg  
Yg"fgnkxgt"

# Vcdng"qh"Eqpvpgpvu

Comprehensive Needs Assessment	4
Demographics	4
Student Learning	4
School Processes & Programs	5
Perceptions	7
Priority Problem Statements	8
Goals	9
Goal 1: Increase staff retention	10
Goal 2: All IDEA students matriculate to college	10
Goal 3: IDEA achieves an A rating	11
Goal 4: Increase student daily attendance	12
Goal 5: Increase student persistence	13
Title I Personnel	15
Campus Funding Summary	16
Addendums	17



# Student Learning

## Student Learning Summary

IDEA Kyle CP earned an 84 on the State of Texas Accountability Report Card, while last year's rating was an A internally. Math was our biggest opportunity for growth this year, both on local and state assessments. SpEd scholars lagged behind their peers on the state assessments. (See PDF in Addendum for more information.)

## Student Learning Strengths

(See PDF in Addendum for more information.)

## Problem Statements Identifying Student Learning Needs

**Problem Statement 1 (Prioritized):** Campus math scores too low. **Root Cause:** Teachers not coached tightly.

**Problem Statement 2 (Prioritized):** SpEd achievement scores lowest demographic. **Root Cause:** SpEd teachers did not provide support that increased learning outcomes.

# **School Processes & Programs**

## **School Processes & Programs Summary**

- IDEA parents rate IDEA as 4.8/5 on the statement "My school is preparing my child for college"
- IDEA parents rate IDEA as 4.8/5 on the statement "My school hold my child to high academic standards"
- IDEA students rate IDEA as 4.6/5 on the statement "My teachers challenge me to do my best"

# Perceptions

## Perceptions Summary



**Problem Statement 1:** 33% of EL writing scores are beginning or intermediate

**Root Cause 1:** Writing supports for EL students focusing on grammatical structure and academic vocab and spelling/staar writing support

**Problem Statement 1 Areas:** Demographics

**Problem Statement 2:** ECODIS percentage decreasing

**Root Cause 2:** Recruitment focusing on proximity

**Problem Statement 2 Areas:** Demographics

**Problem Statement 3:** The school does not partner with parents

**Root Cause 3:** Inconsistent home communication

**Problem Statement 3 Areas:** Perceptions

**Problem Statement 4:** High teacher turnover

**Root Cause 4:** Teachers cited staff culture and work expectations/work-life balance as reasons for leaving.

**Problem Statement 4 Areas:** Perceptions

**Problem Statement 5:** Campus math scores too low.

**Root Cause 5:** Teachers not coached tightly.

**Problem Statement 5 Areas:** Student Learning

**Problem Statement 6:** SpEd achievement scores lowest demographic.

**Root Cause 6:** SpEd teachers did not provide support that increased learning outcomes.

**Problem Statement 6 Areas:** Student Learning

**Problem Statement 7:** ADA approximately 10% below goal

**Root Cause 7:** ADA call process not followed to fidelity

**Problem Statement 7 Areas:** School Processes & Programs

**Problem Statement 8:** Student persistence 87%

**Root Cause 8:** Low family engagement both in proactive communication and events.






**Problem Statement 8 Areas:** School Processes & Programs



**Goal 2:**

**Performance Objective 1:**

**HB3 Goal**

Strategy 1 Details	Reviews			
<b>Strategy 1:</b> College Counselor is prioritizing data visibility, ownership, and investment in student progress	Formative			Summative
	Oct	Jan	Mar	June
				
<div style="display: flex; justify-content: space-around; align-items: center;"> <div style="text-align: center;">  No Progress                 </div> <div style="text-align: center;">  Accomplished                 </div> <div style="text-align: center;">  Continue/Modify                 </div> <div style="text-align: center;">  Discontinue                 </div> </div>				

**Goal 3:**

**Performance Objective 1:**

**Evaluation Data Sources:** District Assessments, Semester Exams, Mock Exams

<b>Strategy 1 Details</b>	<b>Reviews</b>
<b>Strategy 1:</b>	

**Goal 4:**






**Performance Objective 1:**

**Goal 5:**

**Performance Objective 1:**

**Goal 5:**

**Performance Objective 2:**


Strategy 1 Details	Reviews			
Strategy 1: Hold monthly CCT meetings with fidelity	Formative			Summative
	Oct	Jan	Mar	June
				
<div style="display: flex; justify-content: space-around; align-items: center;"> <div style="text-align: center;">  No Progress         </div> <div style="text-align: center;">  Accomplished         </div> <div style="text-align: center;">  Continue/Modify         </div> <div style="text-align: center;">  Discontinue         </div> </div>				

<u>Name</u>	<u>Position</u>	<u>Program</u>	<u>FTE</u>
	ILEARNING HOT SPOT FACILITATOR		1
	INTERVENTIONIST		1



<b>Federal Grant</b>					
<b>Goal</b>	<b>Objective</b>	<b>Strategy</b>	<b>Resources Needed</b>	<b>Account Code</b>	<b>Amount</b>
3	1	1			\$57,250.00
3	1	1			\$34,024.32
<b>Sub-Total</b>					\$91,274.32







**Kyle College Prep**

**2021-22 Student Achievement Improvement Plan - College Prep**


<b>Supplemental Program (Y/N)</b>	<b>New Program</b>

Title I Qualifying Programs			Initiatives Status			
Internal Use Only			Mid Year		End of Year	
Supplemental Program (Y/N)	New Program (Y/N)	Budget Allocation	Outcome	Increase/Decreased by X%	Outcome	Increase/Decreased by X%

## Annual Performance Objectives (APO)

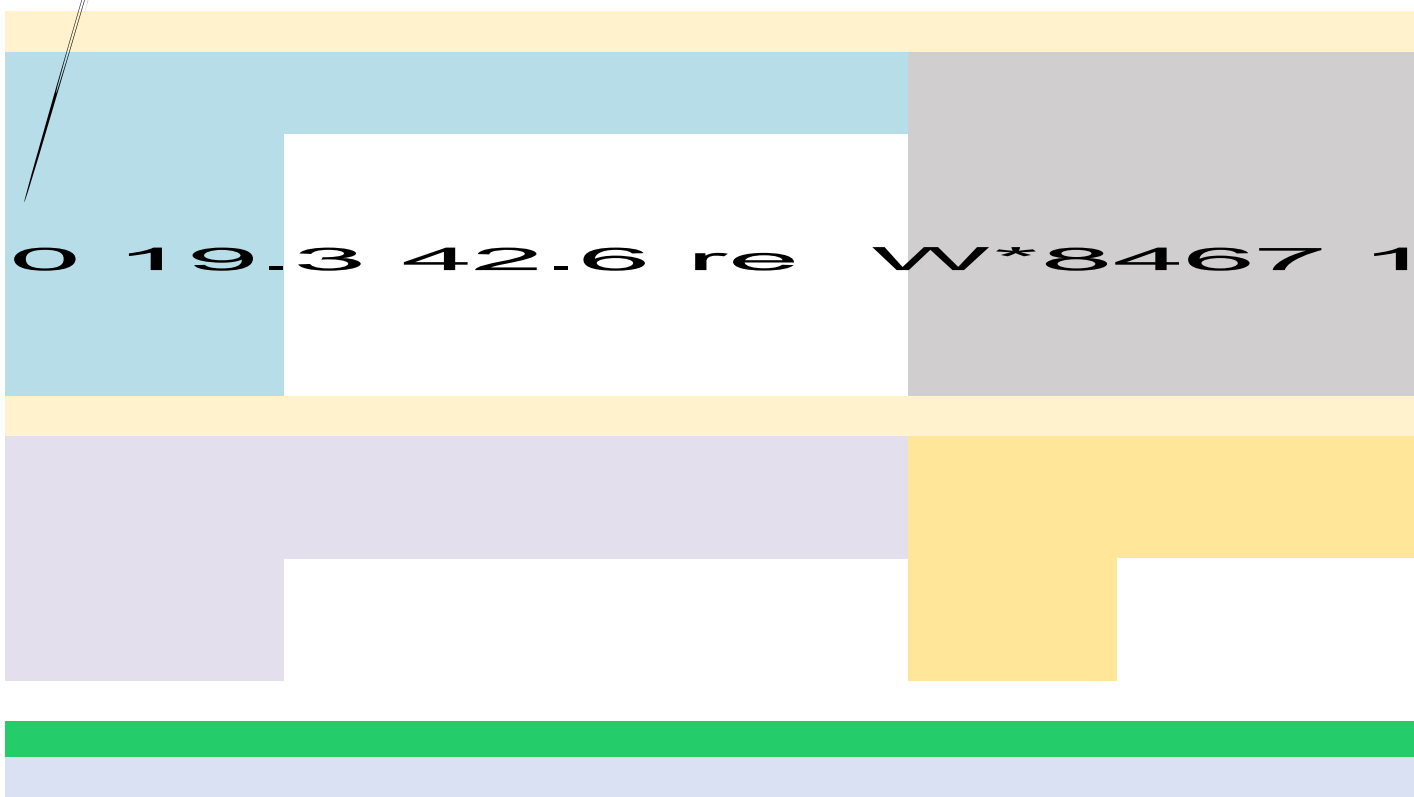
### **PRIORITY #1: Students Graduate College-Ready**

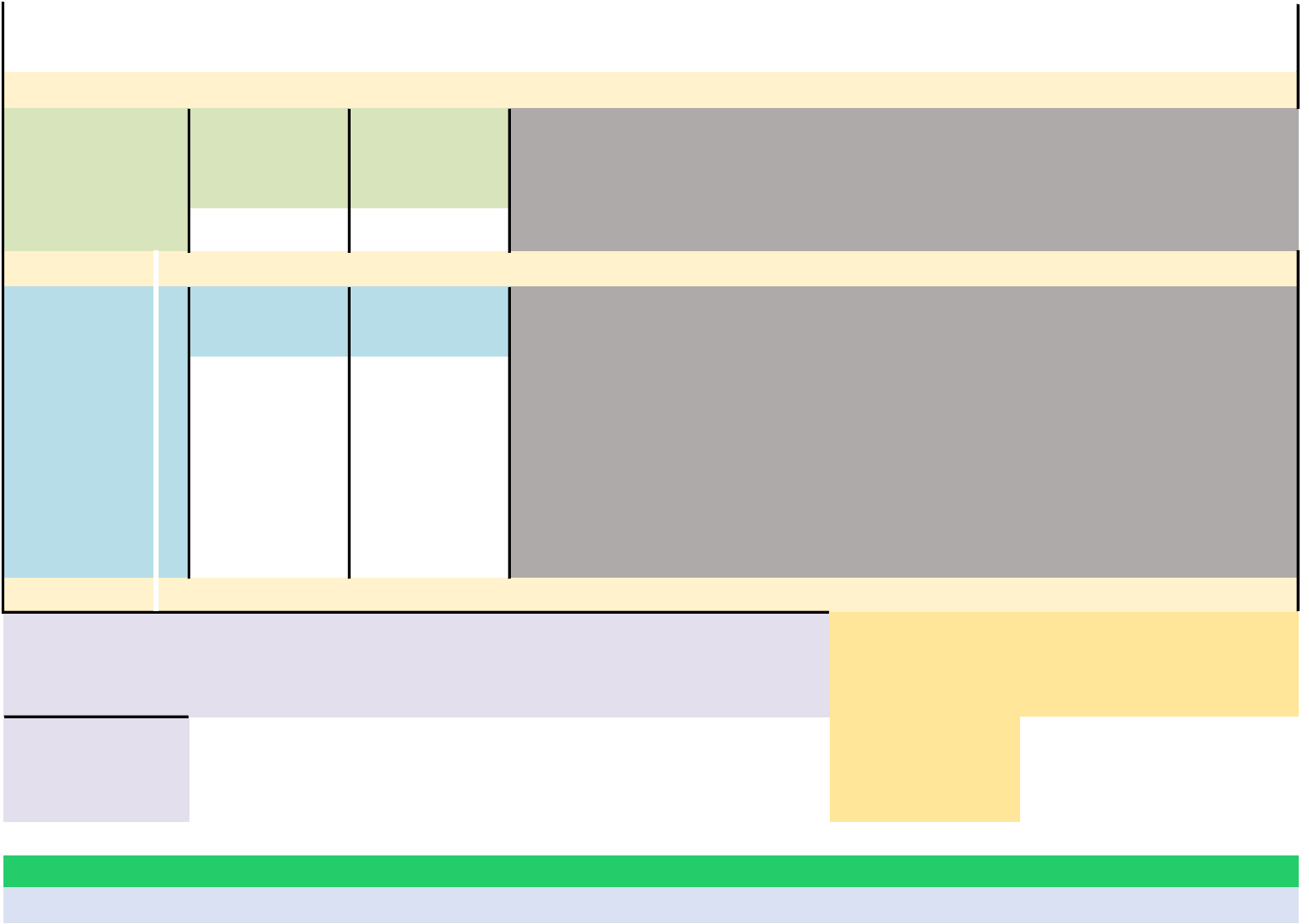
- 1A. % of graduates who matriculate to a College or University: 100%
- 1B. % of graduates matriculate to a Tier I/II College or University: 15% | 25%
- 1C. % of Seniors accepted to a College or University: 100%
- 1D. % of Seniors named AP scholars | Earn IB diploma: 30% | 25%
- 1E. Earned State Rating: A
- 1F. % Basic | % Mastery | % Advanced on LEAP: 82% | 44% | 11%
- 1G. % Approaches | % Meets | % Masters on STAAR/EOC: 90% | 60% | 30%
- 1H. % Level 3 | % Level 4 | % Level 5 on FSA/FSAA: 70% | 40% | 20%
- 1I. % of Pre-K-2nd Students End The Year On/Above Grade Level in Reading - Year 1 Campuses | Year 2 Campuses: 80% | 90%












---





<b>Matriculation %</b>	<b>Matricuation % 4 year</b>	<b>Matriculation % 2 year</b>	<b>Tier 1/2 % Acceptances</b>	<b>Tier 1/2 % Matriculation</b>

<b>Tier 1 % Matriculation</b>	<b>Tier 2 % Matriculation</b>	<b>Tier 3 % Matriculation</b>	<b>Tier 4 % Matriculation</b>	
-----------------------------------	-----------------------------------	-----------------------------------	-----------------------------------	--









